

Cochlear™

# Nucleus® CP910 and CP920 Sound Processor

Rechargeable Battery Supplement



*Hear now. And always*



**Cochlear®**

## CP910 Sound Processor

with Standard Rechargeable Battery Module



## CP920 Sound Processor

with Compact Rechargeable Battery Module



You can also choose a Cochlear™ Nucleus® CR210 Remote Control or CR230 Remote Assistant to control your processor. The remotes let you control one or two processors at a time and can provide extra troubleshooting functions. For more about remotes, please consult your remote user guide.

### NOTE

Please refer to the booklet *Important Information: Warnings, Precautions and Electromagnetic Compatibility* for important information that applies to cochlear implant systems.

People with certain types of hearing loss can wear the processor in Hybrid mode by adding an acoustic component. The acoustic component sends amplified acoustic sound into the ear canal.

A number of tools and accessories are supplied with your sound processor.

## Warning

### Rechargeable batteries

In certain circumstances, rechargeable batteries can become VERY HOT, and could cause injury. Remove your processor immediately if it becomes unusually warm or hot, and seek advice from your clinician. Parents and caregivers should touch their child's or recipient's processor to check for heat if the child or recipient is showing signs of discomfort. Rechargeable batteries should NEVER be worn beneath clothing (including scarves and headwear covering the ears). The rechargeable battery should not be used by patients who cannot remove the device by themselves, or notify a caregiver that the device has become hot.

## Symbols used in this guide



### Note

Important information or advice.

# Charging

## Batteries

You have a choice of three battery types with the CP900 series processors:



The Cochlear™ Nucleus® CP900 Series Standard Rechargeable Battery Module.



The Cochlear™ Nucleus® CP900 Series Compact Rechargeable Battery Module.



The Cochlear™ Nucleus® CP900 Series Standard Tamper Resistant Battery Module, which uses two disposable batteries and has a tamper resistant lock.

## Battery life

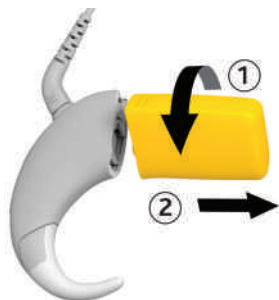
Batteries should be replaced as needed just as you would with any other electronic device. Battery life varies according to the programs used each day, the thickness of skin covering your implant, and the size and type of battery.

The rechargeable battery's lifespan is at least 365 charge cycles. A completely empty rechargeable battery will take approximately four hours to recharge.

Rechargeable batteries may take longer to fully recharge with age. To get the longest life from the rechargeable batteries, always recharge before use.

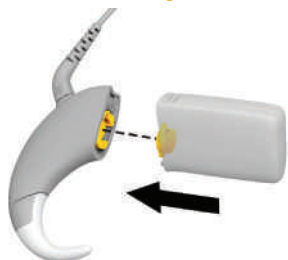
## Replace the battery

### Remove the battery



- 1 Twist the battery module as shown to remove it from the processing unit.

### Attach the battery



- 1 Align the battery module to the processor socket to fit the parts together.



- 2 Twist the battery module as shown to attach the parts. The processor will turn on automatically.

## Charge rechargeable battery modules

1



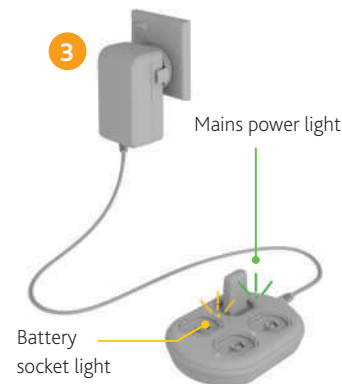
Angle and fit the rechargeable battery module into a socket on the Cochlear™ Nucleus® Battery Charger.

2



Twist clockwise to connect.

3



Connect the battery charger to the power adaptor and plug into mains power.

### MAINS POWER LIGHT

### WHAT IT MEANS



Steady green

Battery charger power is on.

Does not light up

Power adaptor is not plugged in or mains power is not available (or, if switched, is not turned on).

### BATTERY SOCKET LIGHT

### WHAT IT MEANS



Steady orange

Battery module is recharging.



Steady green

Battery module is fully charged.



Flashing orange

There is a problem with the battery module. Try a different socket. Replace the rechargeable battery module.

Does not light up

Battery module is not properly placed, is over-discharged, or there is no power. Check the battery charger is powered on and reconnect the battery charger. If it still does not light up, replace the battery module.

## Materials

- Processing unit: copolyester
- Battery modules (all types) are made of copolyester.
- Coil is made of polypropylene (PP), thermoplastic elastomer (TPE).
- Coil magnet casing is made of acrylonitrile butadiene styrene (ABS).
- Coil cable sheath is made of polyvinyl chloride (PVC).
- Coil cable plugs are made of PP & TPE.
- Processor covers are made of polystyrene and polycarbonate.
- Coil covers are made of polycarbonate.
- Hybrid materials for outer sheathing of the housing adaptor and the outer cable sheathing is made of polyamide.
- Custom earmoulds are made of Stereo Lithography Acrylic covered with a UV-cured lacquer.
- Plus Domes are made of elastosil silicone polymer.
- Power Domes are made of TPE.

## Battery life, charge cycles and lifespan

- Battery life means the time a device will run before the disposable batteries must be replaced, or the rechargeable batteries recharged.
- Battery charge cycle is a full charge and discharge of the rechargeable battery.
- Battery lifespan means the total number of charge cycles a rechargeable battery will last before the battery life degrades to 80% of its original fully-charged capacity.

## Legal statement

The statements made in this guide are believed to be true and correct as of the date of publication. However, specifications are subject to change without notice.

© Cochlear Limited 2014

# Notes

.....

.....

.....

.....

.....

.....

.....

.....

.....

.....

.....

.....

.....

.....

.....

.....

.....

.....

.....

.....

.....

.....

.....

.....

.....

.....

.....

.....

.....

.....

.....

.....

.....

.....

.....

.....

.....

.....

.....

.....

.....

.....

# Cochlear™



**Cochlear Ltd** (ABN 96 002 618 073) 1 University Avenue, Macquarie University, NSW 2109, Australia

Tel: +61 2 9428 6555 Fax: +61 2 9428 6352

**Cochlear Ltd** (ABN 96 002 618 073) 14 Mars Road, Lane Cove, NSW 2066, Australia

Tel: +61 2 9428 6555 Fax: +61 2 9428 6352

**Cochlear Americas** 13059 E Peakview Avenue, Centennial, CO 80111, USA

Tel: +1 303 790 9010 Fax: +1 303 792 9025

**Cochlear Canada Inc** 2500-120 Adelaide Street West, Toronto, ON M5H 1T1, Canada

Tel: +1 416 972 5082 Fax: +1 416 972 5083

**Cochlear AG** EMEA Headquarters, Peter Merian-Weg 4, 4052 Basel, Switzerland

Tel: +41 61 205 0404 Fax: +41 61 205 0405

**Cochlear Deutschland GmbH & Co. KG** Karl-Wiechert-Allee 76A, 30625 Hannover, Germany

Tel: +49 511 542 770 Fax: +49 511 542 7770

**Cochlear Europe Ltd** 6 Dashwood Lang Road, Bourne Business Park, Addlestone, Surrey KT15 2HJ, United Kingdom

Tel: +44 1932 26 3400 Fax: +44 1932 26 3426

**Cochlear Benelux NV** Schaliënhoefdreef 20 I, B-2800 Mechelen, Belgium

Tel: +32 15 79 55 11 Fax: +32 15 79 55 70

**Cochlear France S.A.S.** Route de l'Orme aux Merisiers, Z.I. Les Algorithmes – Bât. Homère, 91190 Saint-Aubin, France

Tel: +33 805 200 016 Fax: +33 160 196 499

**Cochlear Italia S.r.l.** Via Larga 33, 40138 Bologna, Italy

Tel: +39 051 601 53 11 Fax: +39 051 39 20 62

**Cochlear Nordic AB** Konstruktionsvägen 14, 435 33 Mölnlycke, Sweden

Tel: +46 31 335 14 61 Fax: +46 31 335 14 60

**Cochlear Tibbi Cihazlar ve Sağlık Hizmetleri Ltd. Şti.**

Çubuklu Mah. Boğaziçi Cad., Boğaziçi Plaza No: 6/1, Kavacık, TR-34805 Beykoz-Istanbul, Turkey

Tel: +90 216 538 5900 Fax: +90 216 538 5919

**Cochlear (HK) Limited** Unit 1810, Hopewell Centre, 183 Queens Road East, Wan Chai, Hong Kong SAR

Tel: +852 2530 5773 Fax: +852 2530 5183

**Cochlear Korea Ltd** 1st floor, Cheongwon building, 828-5, Yuksam dong, Kangnam gu, Seoul, Korea

Tel: +82 2 533 4663 Fax: +82 2 533 8408

**Cochlear Limited (Singapore Branch)** 6 Sin Ming Road, #01-16 Sin Ming Plaza Tower 2, Singapore 575585

Tel: +65 6553 3814 Fax: +65 6451 4105

**Cochlear Medical Device (Beijing) Co Ltd**

Unit 2208 Gemdale Tower B, 91 Jianguo Road, Chaoyang District, Beijing 100022, P.R. China

Tel: +86 10 5909 7800 Fax: +86 10 5909 7900

**Cochlear Medical Device Company India Pvt. Ltd.**

Ground Floor, Platina Building, Plot No C-59, G-Block, Bandra Kurla Complex, Bandra (E), Mumbai – 400 051, India

Tel: +91 22 6112 1111 Fax: +91 22 6112 1100

**Nihon Cochlear Co Ltd** Ochanomizu-Motomachi Bldg, 2-3-7 Hongo, Bunkyo-Ku, Tokyo 113-0033, Japan

Tel: +81 3 3817 0241 Fax: +81 3 3817 0245

[www.cochlear.com](http://www.cochlear.com)

Advance Off-Stylet, AutoNRT, Beam, Clininet, Cochlear, Contour, Contour Advance, Custom Sound, ESprit, Freedom, Hear now. And always, Hybrid, Invisible Hearing, NRT, Nucleus, Off-Stylet, SmartSound, SPrint, the elliptical logo, Nucleus in Chinese characters, Codacs, and myCochlear are either trademarks or registered trademarks of Cochlear Limited. Baha, Baha Caledo, Baha Divino, Baha Intenso and Vistafix are registered trademarks of Cochlear Bone Anchored Solutions AB.

© Copyright Cochlear Limited 2014

Hear now. And always

FUN1951 ISS1 JAN14  
Printed in the U.S.